

## DUMALAG, CAPIZ - HSWG Partner Reporting Recovery Shelter Activities (as of 06-OCT-2014)


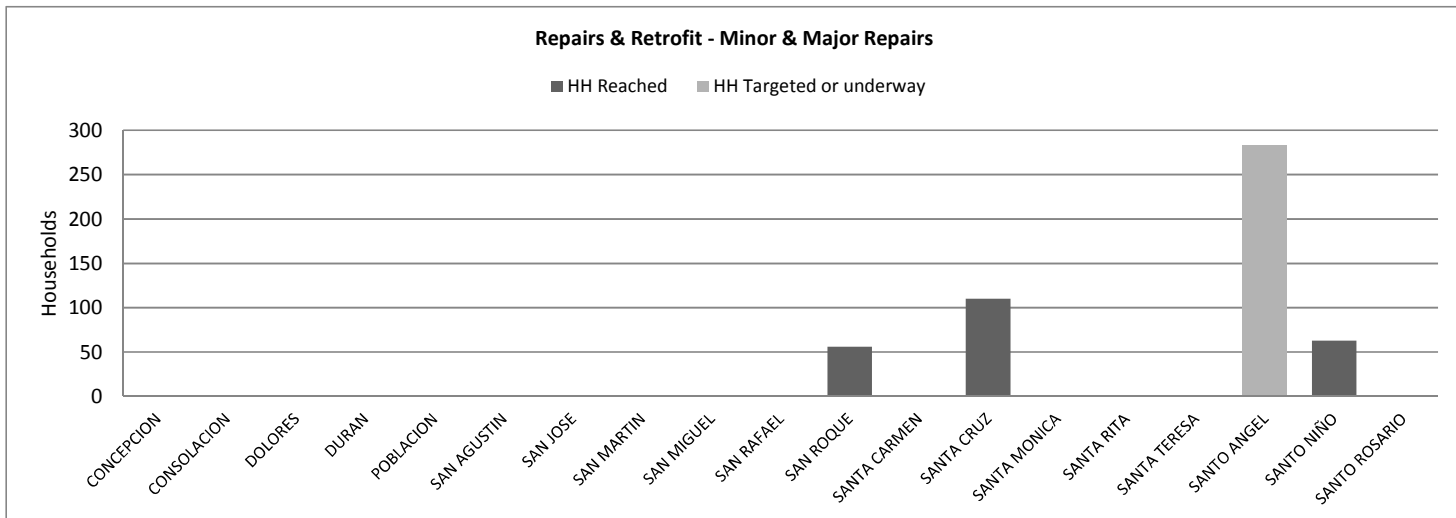
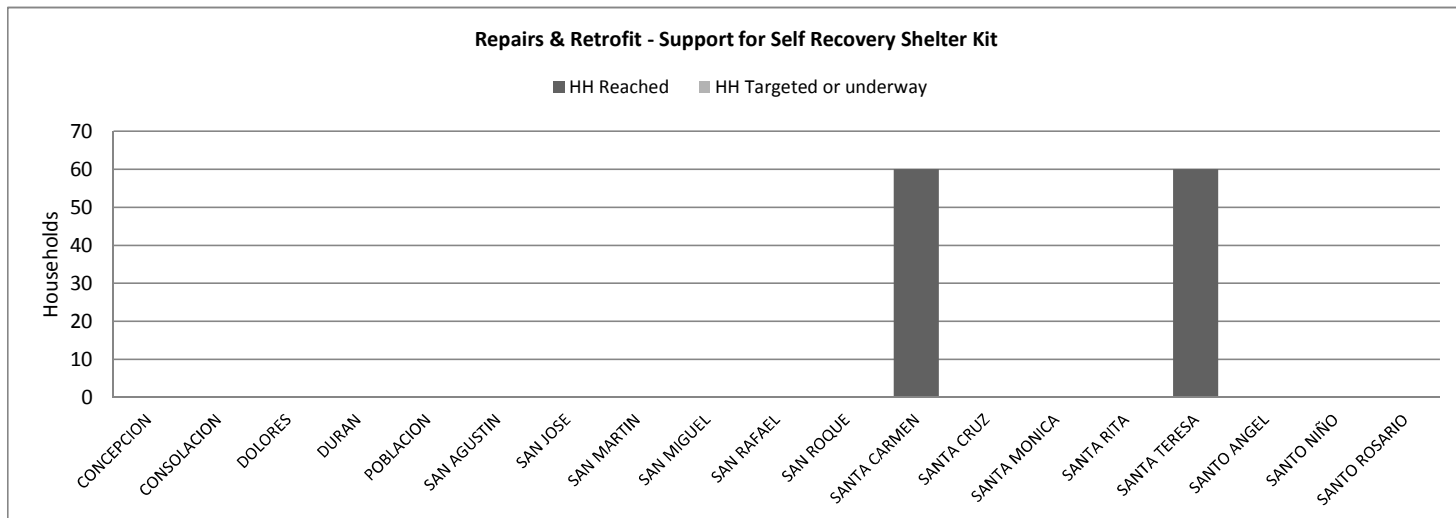
The graphs shown below represent the sum of households who have received (HH reached) or who will receive (HH targeted or underway) recovery shelter support by HSWG partner agencies. Numbers reached are those reported to the HSWG by 6th October 2014. Household number do not represent the total needs by Barangay - for this, consult with relevant Barangay or Municipality. PLEASE NOTE - scale differs in each graph.

**For explanation of intervention types, please see Shelter Cluster Recovery guidelines:**

<https://www.sheltercluster.org/Asia/Philippines/Typhoon%20Haiyan%202013/Documents/Recovery%20Shelter%20Guidelines.pdf>

**The full data set of HSWG data can be found here:**

<https://www.sheltercluster.org/Asia/Philippines/Typhoon%20Haiyan%202013/Documents/20141003%20HSWG%20Database%20for%20website.xlsx>





## DUMALAG - HSWG Partner reporting

### Recovery Shelter activities (as of 06-OCT-2014)

#### Interventions By AGENCIES

The data shown below represent the sum of households who have received (HH reached) or who will receive (HH targeted or underway) recovery shelter support by HSWG partner agencies. Numbers reached are those reported to the HSWG by 6th October 2014. The full data set of HSWG data can be found here:

<https://www.sheltercluster.org/Asia/Philippines/Typhoon%20Haiyan%202013/Documents/20141003%20HSWG%20Database%20for%20website.xlsb>

Agency	Temporary Shelter		Repairs & Retrofit		Core House		Permanent House		Total HH Reached	Total HH Targeted
	HH Reached	HH Targeted	HH Reached	HH Targeted	HH Reached	HH Targeted	HH Reached	HH Targeted		
Citizens' Disaster Response Center			120	120					120	120
DSAC Capiz					5	12			5	12
IOM			229	229					229	229
PRC - German Red Cross			0	283					0	283
<b>Grand Total</b>			<b>349</b>	<b>632</b>	<b>5</b>	<b>12</b>			<b>354</b>	<b>644</b>



## DUMALAG - HSWG Partner reporting

### Recovery Shelter activities (as of 06-OCT-2014)

#### Interventions By BARANGAYS

The data shown below represent the sum of households who have received (HH reached) or who will receive (HH targeted or underway) recovery shelter support by HSWG partner agencies. Numbers reached are those reported to the HSWG by 6th October 2014. The full data set of HSWG data can be found [here](https://www.sheltercluster.org/Asia/Philippines/Typhoon%20Haiyan%202013/Documents/20141003%20HSWG%20Database%20for%20website.xlsb):

<https://www.sheltercluster.org/Asia/Philippines/Typhoon%20Haiyan%202013/Documents/20141003%20HSWG%20Database%20for%20website.xlsb>

Barangay	Temporary Shelter		Repairs & Retrofit		Core House		Permanent House		Total HH Reached	Total HH Target
	HH Reached	HH Target	HH Reached	HH Target	HH Reached	HH Target	HH Reached	HH Target		
CONCEPCION										
CONSOLACION										
DOLORES										
DURAN										
POBLACION										
SAN AGUSTIN										
SAN JOSE										
SAN MARTIN										
SAN MIGUEL										
SAN RAFAEL										
SAN ROQUE			56	56					56	56
SANTA CARMEN			60	60					60	60
SANTA CRUZ			110	110					110	110
SANTA MONICA										
SANTA RITA										
SANTA TERESA			60	60					60	60
SANTO ANGEL			0	283					0	283
SANTO NIÑO			63	63	5	12			68	75
SANTO ROSARIO										
<b>Grand Total</b>			<b>349</b>	<b>632</b>	<b>5</b>	<b>12</b>			<b>354</b>	<b>644</b>



## DUMALAG - HSWG Partner reporting

**Recovery Shelter activities (as of 06-OCT-2014)**
**Interventions By BARANGAYS & AGENCIES**

The data shown below represent the sum of households who have received (HH reached) or who will receive (HH targeted or underway) recovery shelter support by HSWG partner agencies. Numbers reached are those reported to the HSWG by 6th October 2014. The full data set of HSWG data can be found here:

<https://www.sheltercluster.org/Asia/Philippines/Typhoon%20Haiyan%202013/Documents/20141003%20HSWG%20Database%20for%20website.xlsx>

Barangays & Agency	Temporary Shelter		Repairs & Retrofit		Core House		Permanent House		Total HH Reached	Total HH Target
	HH Reached	HH Target	HH Reached	HH Target	HH Reached	HH Target	HH Reached	HH Target		
CONCEPCION										
CONSOLACION										
DOLORES										
DURAN										
POBLACION										
SAN AGUSTIN										
SAN JOSE										
SAN MARTIN										
SAN MIGUEL										
SAN RAFAEL										
SAN ROQUE			56	56					56	56
IOM			56	56					56	56
SANTA CARMEN			60	60					60	60
Citizens' Disaster Response Center			60	60					60	60
SANTA CRUZ			110	110					110	110
IOM			110	110					110	110
SANTA MONICA										
SANTA RITA										
SANTA TERESA			60	60					60	60
Citizens' Disaster Response Center			60	60					60	60
SANTO ANGEL			0	283					0	283
PRC - German Red Cross			0	283					0	283
SANTO NIÑO			63	63	5	12			68	75
DSAC Capiz					5	12			5	12
IOM			63	63					63	63
SANTO ROSARIO										
Grand Total			349	632	5	12			354	644